

The 100+

Market Updates for 205 Twin Cities Communities

A free research tool from the **Minneapolis Area Association of REALTORS®**
Brought to you by the unique data-sharing traditions of the REALTOR® community



MINNEAPOLIS AREA Association
of REALTORS®

Hudson

St. Croix County, WI

June

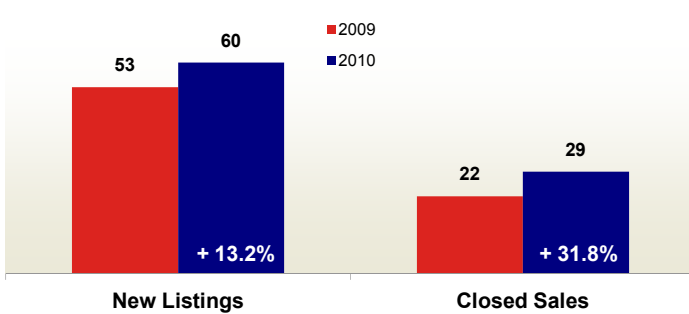
Year to Date

	2009	2010	Change	2009	2010	Change
New Listings	53	60	+ 13.2%	287	330	+ 15.0%
Closed Sales	22	29	+ 31.8%	115	138	+ 20.0%
Median Sales Price	\$192,500	\$192,000	- 0.3%	\$188,498	\$200,950	+ 6.6%
Average Sales Price	\$199,400	\$233,459	+ 17.1%	\$205,252	\$225,873	+ 10.0%
Percent of Original List Price Received at Sale*	92.9%	90.8%	- 2.3%	91.1%	91.3%	+ 0.2%
Average Days on Market Until Sale**	209	165	- 21.0%	188	204	+ 8.6%
Single-Family Detached Inventory	160	179	+ 11.9%	--	--	--
Townhouse-Condo Inventory	91	101	+ 11.0%	--	--	--

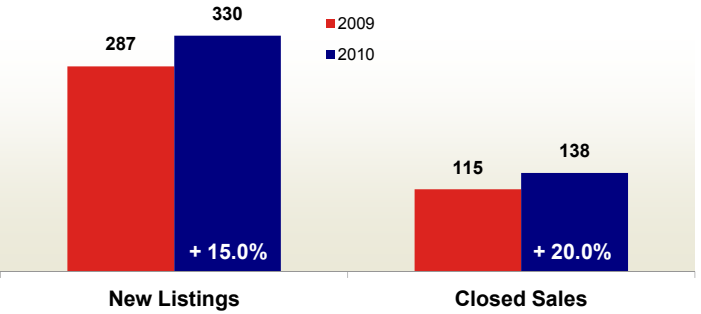
*Does not account for list prices from any previous listing contracts

**City market time figures are based on Cumulative Days on Market, which does account for previous listing contracts

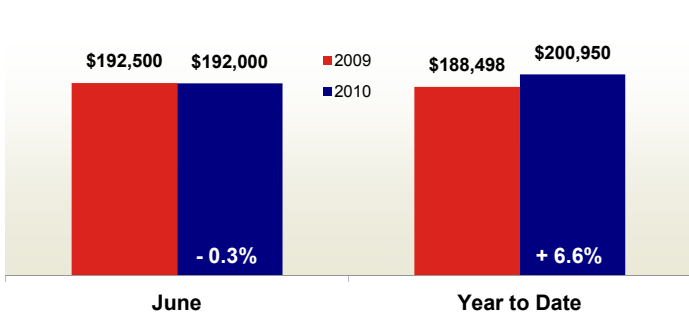
Activity—Most Recent Month



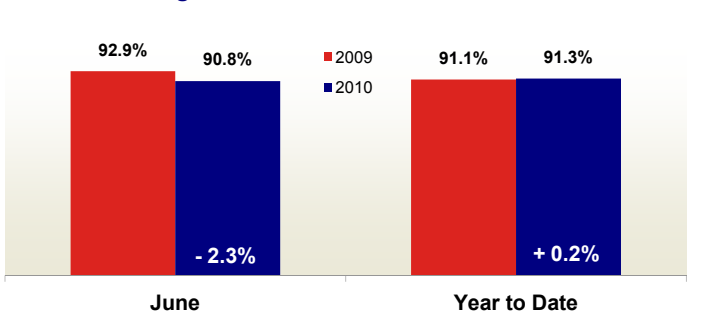
Activity—Year to Date



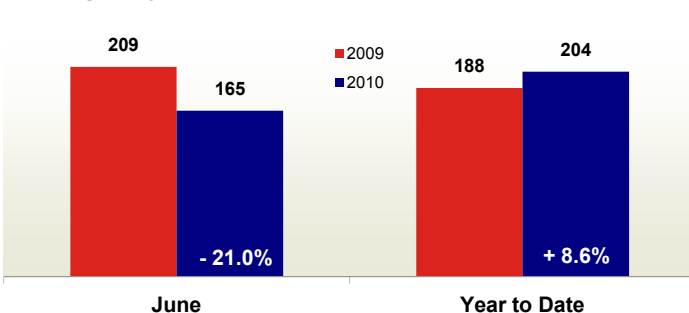
Median Sales Price



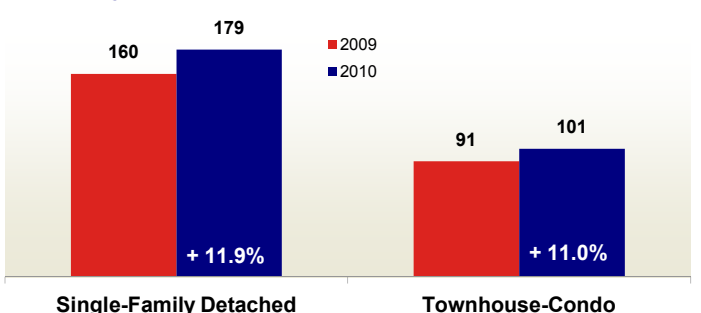
Percent of Original List Price Received



Average Days on Market Until Sale



Inventory of Homes for Sale



Some of the figures referenced in this report are for only one month worth of activity. As such, they can sometimes look extreme due to the small sample size involved. For broader historical market information, please feel free to contact us.