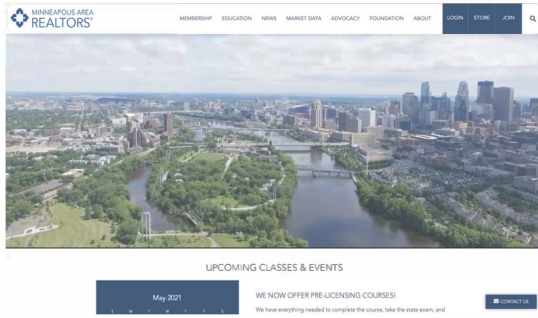
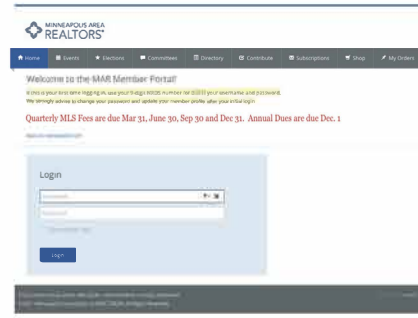


Login

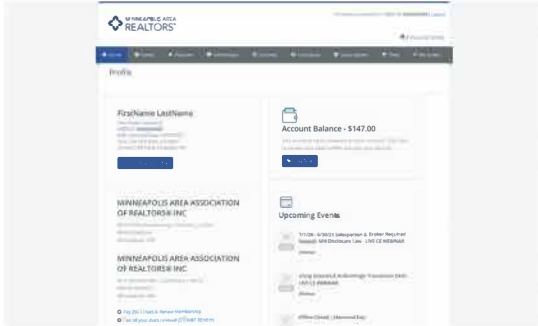


Go to www.mplsrealtor.com and click the login box located at the top right of the home page.

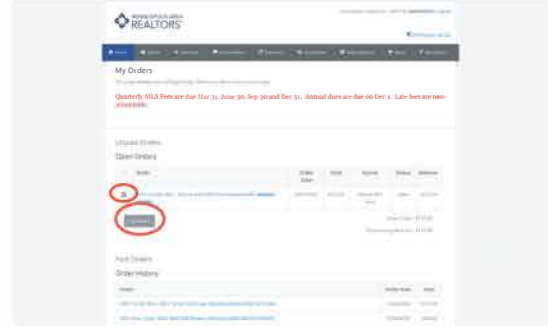


If this is your first time logging in, use your 9-digit NRDS number for BOTH username and password. (This is the same number used to access NorthstarMLS.)

One Time Payment

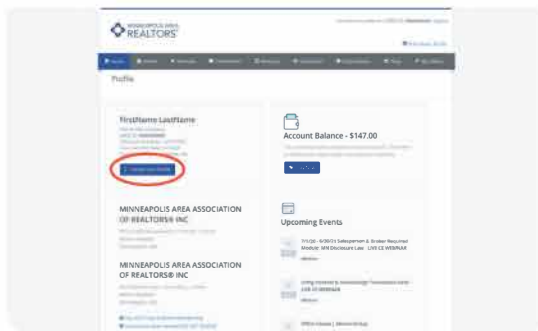


Click the blue "Pay Now" button in the Account Balance box.



In "Open Orders", click the small box to the left of the order and then click "Pay Orders" and follow prompts.

Setup Autopay



On your dashboard, click on "Update your Profile"



Click on "Payment Information" and complete the form.

Click "Update Profile". Your credit card will be stored with the final 4 numbers and can be applied to future online purchases.

You will receive an autopay confirmation email.

Brokers

To check if your agent has paid their MLS Fee, log in and select "Pay Agent Orders" to see a list of your agents with an outstanding balance.

Questions? We're here to help!

5750 Lincoln Drive | Minneapolis, MN 55436 | 952.933.9020 | info@mplsrealtor.com